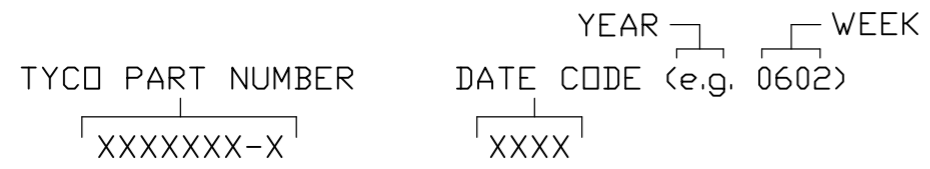


This drawing involves proprietary design rights of Tyco Electronics Corporation, and all design, manufacture, reproduction, use and sale rights regarding the same are expressly reserved. It is submitted for a specific purpose and the recipient by accepting this drawing, assumes custody and control and agrees to take reasonable precautions; (a) that this drawing will not be copied and reproduced, in whole or in part, or its contents revealed in any manner, or to any person except to meet the purpose for which it was delivered and (b) that any special features peculiar to this design will not be incorporated in other projects without the expressed written permission of Tyco Electronics Corporation.

REVISIONS			
EC	REV	DESCRIPTION	DATE
CPR	A	NEW RELEASE	3/2/06

- 7. CONTACTS PURCHASED SEPARATELY.
- 6. ELCON EQUIVALENT SERIES 298-09-01100.
- 5. ITEMS PROVIDED TO THIS SPECIFICATION TO BE PERMANENTLY IDENTIFIED PER THE FOLLOWING IDENTIFIER:



- 4. A REFERENCE DIMENSION (X.XX) IS WITHOUT TOLERANCE AND USED FOR INFORMATION ONLY.
- 3. FINISHES:
RETENTION CLIPS: BRITE DIP PICKLED PER INDUSTRY STANDARDS.
- 2. MATERIALS:
INSULATORS: THERMOPLASTIC, GLASS REINFORCED, UL94V-0 FLAMMABILITY RATED, COLOR-BLACK.
RETENTION CLIPS: COPPER OR STAINLESS STEEL.
- 1. PART NUMBER CHANGES AND OR DESIGN CHANGES AFFECTING ITEM INTERCHANGEABILITY REQUIRE PRIOR TYCO APPROVAL AND AUTHORIZATION BY REVISION TO THIS DRAWING.

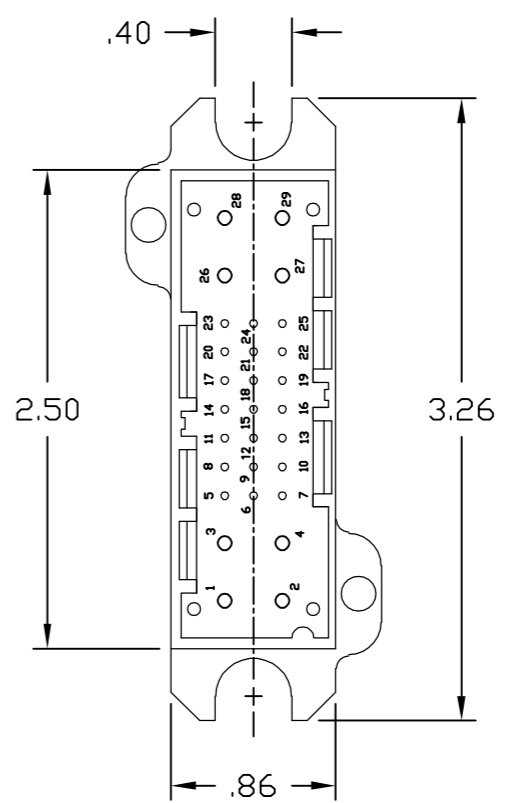
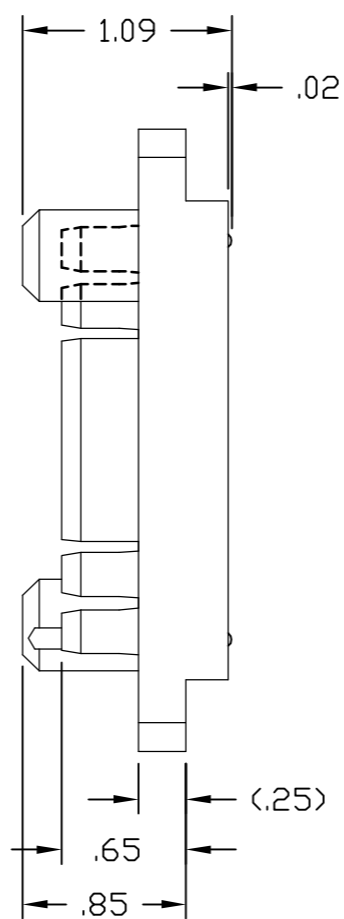
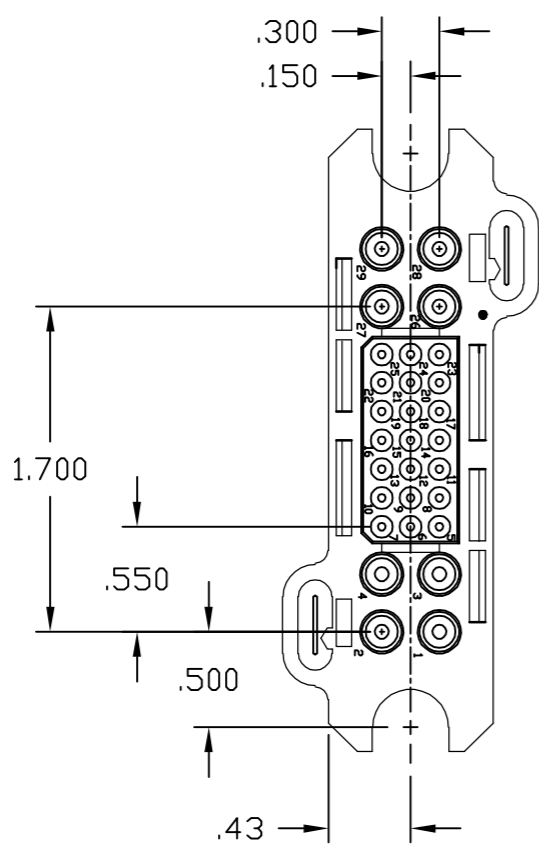
NOTES: UNLESS OTHERWISE SPECIFIED

TYCO PART NUMBER
1648207-1

INCH OR INCH (MM) THIRD ANGLE PROJECTION UNLESS OTHERWISE SPECIFIED DIMENSIONS ARE IN INCHES (METRIC) TOLERANCES ANGLES ± .5' DECIMALS .XXX ± .010 (.25) .XX ± .02 (.3)	DRAWN R. F. A. CHECKED	DATE 3/2/06	Tyco Electronics Corporation Menlo Park, Ca 94025	
	APPROVED		TITLE CONNECTOR, SOCKET SIZE #16, #20, #16 CONFIG. LOWER DRAWER	
	APPROVED S. FLICKINGER	3/3/06		
	DCA APPROVED		SIZE B	DWG NUMBER = 1648207
ACAD FILE NUMBER		C1648207A.DWG	DWG SCALE	1=1 SH 1 OF 2

This drawing involves proprietary design rights of Tyco Electronics Corporation, and all design, manufacture, reproduction, use and sale rights regarding the same are expressly reserved. It is submitted for a specific purpose and the recipient by accepting this drawing, assumes custody and control and agrees to take reasonable precautions; (a) that this drawing will not be copied and reproduced, in whole or in part, or its contents revealed in any manner, or to any person except to meet the purpose for which it was delivered and (b) that any special features peculiar to this design will not be incorporated in other projects without the expressed written permission of Tyco Electronics Corporation.

REVISIONS			
EC	REV	DESCRIPTION	DATE
		SEE SHEET 1	



<p>INCH OR INCH (MM)</p> <p>THIRD ANGLE PROJECTION</p> <p>UNLESS OTHERWISE SPECIFIED DIMENSIONS ARE IN INCHES (METRIC)</p> <p>TOLERANCES</p> <p>ANGLES ± .5°</p> <p>DECIMALS</p> <p>.XXX ± .010 (.25)</p> <p>.XX ± .02 (.3)</p>	<p>DRAWN</p> <p>R. F. A.</p>	<p>DATE</p> <p>3/2/06</p>	<p>tyco Tyco Electronics Corporation ELCON</p> <p>Electronics Menlo Park, Ca 94025</p>		
	<p>CHECKED</p>		<p>TITLE</p> <p>CONNECTOR, SOCKET</p> <p>SIZE #16, #20, #16 CONFIG.</p> <p>LOWER DRAWER</p>		
	<p>APPROVED</p> <p>S. FLICKINGER</p>	<p>APPROVED</p> <p>3/3/06</p>	<p>SIZE</p> <p>B</p>	<p>DWG NUMBER</p> <p>C= 1648207</p>	<p>REV.</p> <p>A</p>
	<p>DCA APPROVED</p>	<p>ACAD FILE NUMBER</p> <p>C1648207A.DWG</p>	<p>DWG SCALE</p> <p>1=1</p>	<p>SH</p> <p>2 OF 2</p>	